

Holiday Sale



Close out Floor Models 50% off

Babylock Crafter's Choice
Babylock Quilter's Choice

Babylock Decorator's Choice
Babylock Natalie

While Supplies Last

Closeout Babylock Decorator's Choice 40% off

Regularly \$599.99

Holiday Special

\$349.99

No matter where you love to sew, Audrey is the free-spirited friend you'll want by your side. At just 12.8 lbs., this lightweight machine can easily travel or attend classes with you. Lots of great accessories included.



In stock Audrey's only!



Closeout Elenor Burns Babylock Espire

Only one floor model left. Luxury sewing and quilting machine with extension table, walking foot, loads of accessories, and fabulous stitches. Regularly priced at \$3499.99.

Take 35% off.



Closeout Babylock Quest Plus

Regularly priced at \$2499.99

Take 35% off

Discover all of the quilting features you've been searching for with the Quest Plus. This advanced quilting machine offers 363 built-in stitches and the patented Precision Dual-Feed Quilting™ (PDQ), a built-in, dual-feed system. Plus, with 15 accessory feet, you can accomplish any project.



BabyLock Sashiko Holiday Special



You've been waiting for this special machine to add to your sewing and quilting collection. Now is the time. While supplies last only, enjoy **25% off** this fabulous and unique tool.

Holiday Serger Bundles

While supplies last, purchase a Babylock Evolution, Enlighten, or Imagine and receive a Babylock Trolley, Inspiration Guide, and 6 foot accessory kit absolutely free.

BabyLock Enterprise

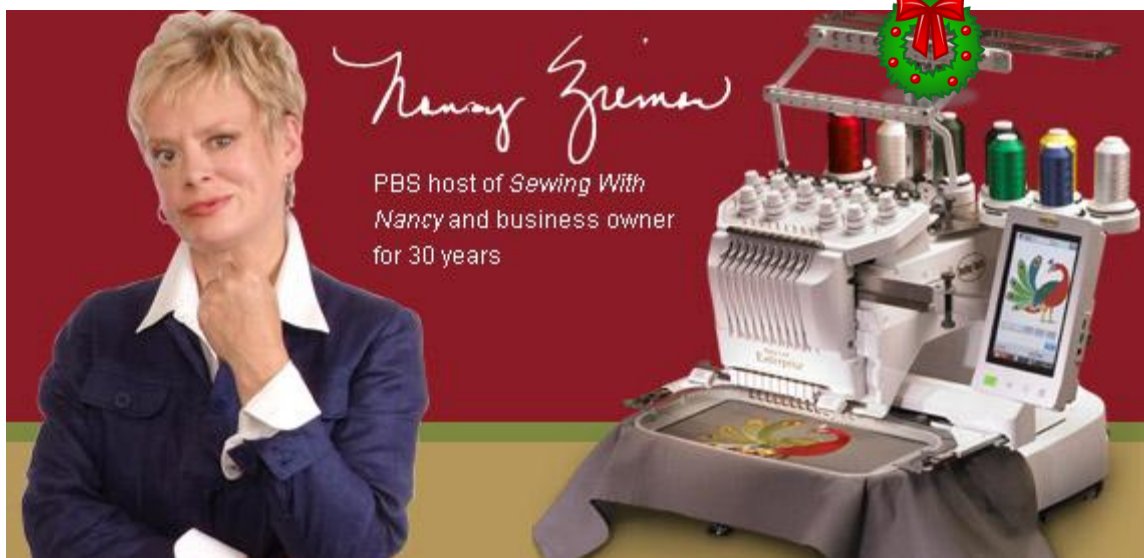
10 Needles

Colored Thread Positioning

TruView™ HD LCD Screen

Positioning Made Perfect with the NeedleCam™

On-Screen Editing



14" x 14" Embroidery Hoop


PUT ONE UNDER THE CHRISTMAS TREE.

Ask about our Holiday Bundle that includes a Koala Pro Cabinet and Palette 9 Upgrade.

NEW at AUSTIN'S

60" Designer Shirting
Lunch Box Quilt Patterns
Embroidery Designs & Thread Kits
Jenny Haskins Fat Quarter Bundles
Jenny Haskins Double Fusible Batting
Quilter's Shopping Bags

Minkee Fabrics
More Sewing with Whimsy
Martha Pullen Baby Knits
Anita Goodesign Nov. Releases
Dakota Collectables in stock 25% off
Designer Quilter's Calendars



Notion Explosion

with Judy Kessinger

January 6th at 6:30pm

Don't wait to register. This event was fully booked in September.

There will be great giveaways.

**Stitcher's Garden for 2010-2011
starts November 13th at 12:30pm**

**Please call and register if you would like to
make this appliqué block of the month.**

*Registration fee of \$45 includes background fabrics.
Monthly kits are \$25. Months with two blocks will be \$30.*



**Anita Goodesign Hosted Trunk Show
February 5th- Two Shows—9:00am & 2:00pm**

- Talk with the experts and see how they create the beautiful embroidery designs from Anita Goodesign.
- Free gifts for every attendee.
- 1-\$500 Store Shopping Spree drawing at each show!
- View hundreds of gorgeous embroidered projects and get your own ideas.
- Special pricing on Embroidery machines and Embroidery designs.
- Refreshments will be served.
- Show Fee: \$20 After December, \$25
- Event will be held at Austin's, 2239 Taylorsville Road, Louisville, KY 40205
- Space is limited. Call to reserve your spot. 502-451-9999



*Put these dates on your
calendar; April 29th & 30th
Join us at our new location for a fabulous
two-day embroidery adventure.*

T-time
T-time



Well, we have a floor now in our new building. Some of you have said you have gone by to see our future location. We will be in the Creekside Shopping Center in the 5600 block of Bardstown Road. I have to admit, I am starting to get excited now! This will be such a great location for Austin's with lots of parking.

Thanks to everyone who attended our Sew Chic Pfaff Event. We had a truckload of donations for Necole's Place. Everyone there said to say a big **Thank You!** The donations were greatly appreciated. I also wanted to let you know that one thing Necole's Place could use is fabrics. They teach sewing classes there to the young mothers and could use just about any type of fabric that you may be cleaning out of your sewing room. I would be glad to deliver your donations if it is more convenient for you to drop it by one of our locations. I must say that we have the most wonderful customers! Your response to those in need in our community blesses so many! Karla Herrin; thank you also for a fabulous eclectic trunk show!! You gave us all great ideas.

Since we "all" like to shop on Black Friday, Austin's will be closed so...we will have a special sale on Black Saturday. Everything will be on sale. This will be a good opportunity to pick up those books, patterns, magazines, fabrics, embroidery designs, software, notions, and accessories that you need. We will have lots of specials on Sewing and Embroidery machines with financing available. Beat the Christmas rush and get what you want. We will even gift wrap for you. Don't forget our Gift Registry. Come in and fill out your wish list and just send friends and family over. They will be happy to give something you really want and you will be happy you don't have to return things after Christmas.

Anita Goodesign Embroidery event will be here before you know it and people are already signing up. Register before Christmas for only \$20. If you wait until January it will be \$25. The team always brings a fabulous trunkshow so you can see upclose just how beautifully digitized all the embroidery designs really are. There will be a special price on Diamond Club including incentives for renewing your Diamond Club membership.

Don't forget our Adorable Ideas Event on April 29th and 30th. Sign up for this by February 28 and save \$10 on the registrations fee. This time we will be in our new building and will have plenty room and parking for an even bigger event. Steven Batts has more embroidery knowledge than you can ever imagine and he will keep you mesmerized with numerous tips for your embroidery business. They also bring more embroidery samples than I have ever seen in one place. It is fabulous! There will be snacks and lunch both days. Just ask someone who came to the event in July...you will be amazed!

Sandy's Snippets

Meet Sandy Davis. Each month she will share little snippets of sewing wisdom.

Hello to my sewing enthusiast friends! I am a licensed Martha Pullen Beginning Sewing teacher and Serger teacher, and a Sulky Certified Teacher. I am in the process of getting re-certified as a Palmer/Pletsch Beginning Sewing instructor, Fit instructor and "Teach the Teachers" instructor.

I started sewing as a child, and after a frustrating experience in Jr. High School Home Ec. class, I was almost turned against sewing. After marriage, and the birth of my second child, my first girl, I sat down with a Simplicity Sewing book and taught myself what I needed to know to make most of my own, and most of my children's clothes. After the birth of my fourth child, I would take my teenagers to the department stores; get out my pocket-sized notebook and sketch designs of the clothes the children wanted to buy - the ones we couldn't afford. My children were just as well dressed as the others at school, but at less than half the cost. I even made my teenage son's blue jeans and inserted a brand-name label in the back pocket seam so that no one knew his mom made them, unless he told them so.

Waky Radio

103.5

Listen for Austin's ads

In 1992, I was accepted into the Kentucky Master Volunteer in Clothing Construction Program sponsored by the University of Kentucky Cooperative Extension Service. I will be re-certified for the ninth time in November 2010. I teach a free community sewing class every month at the Jeffersontown Public Library as part of this program. Over the years I have taught groups beginning sewing from the ages of nine into their 80s. I have given private sewing lessons and classes in my home, and am now on Austin's list of private sewing teachers. Teaching six of my nine grandchildren to sew, starting them out as young as two-and-a-half, has been a very fulfilling experience, also.

Since 2000, I have taken as many certification and licensing trainings as I can to keep my knowledge and skills up to date. I love to teach, especially beginners, and love learning new techniques to share with my students. Sewing, teaching sewing and writing about sewing is extremely rewarding. We, at Austin's, hope you enjoy this new feature of the newsletter.



COMMUNITY MINISTRIES

Cuddle Care Sewing with Betty Smith and the Louisville Nimble Thimbles went great. We hope to have them back again next year.

This great work goes on all year long. If you would like to help just contact Betty at 239-3609 locally in Louisville. Betty has kits already made. All you need is a simple sewing machine and the willingness to help

Highview Baptist Church Doll Ministry

Watch for 2011 sewing dates for the Doll Ministry at Austin's. The ladies meet all year long and would love to have your help. Kosair Hospital likes the dolls so much they asked Mary and the girls to make pre-op dolls to help children with their surgery. If you have fabrics, trims, Velcro, etc. that you would like to donate, please contact Mary Percy at marlut3737@insightbb.com or bring your donations by Austin's. Thanks to everyone who has helped this year.



Support Necole's Place

Thanks to everyone who donated diapers, wipes, hangers, clothing, and other much-needed supplies for Necole's Place. There is a need for fabrics that will be used in sewing classes for the young mothers at Necole's Place. If you happen to clean out your sewing room and have fabrics you no longer need it will be much appreciated.

IMPORTANT INFORMATION FOR CLASSES AT AUSTIN'S

We greatly appreciate the purchasing of your class supplies at Austin's. This enables us to continue providing high quality classes at our store and helps to keep class fees to a minimum. Unless otherwise stated, all classes require a sewing machine, serger, or embroidery machine (depending on the type of class) in good working order. You are responsible for needed accessories for your machine. General sewing notions are required for most classes. Machines are available for rent if requested at the time of registration at a cost of \$5 for a mechanical, or \$10 for an electronic machine. Austin's either calls or e-mails a reminder for class participants in advance. We are not responsible for incorrect phone numbers or e-mail addresses. There are supply lists for every class. Please make sure you receive the supply list for your class to enable you to prepare properly.

THREE FRIENDS is all you need to create a class at Austin's. Contact us with your special sewing needs.

PRIVATE LESSONS are available at Austin's. Please call with your needs and one of our knowledgeable teachers will contact you to set up a convenient time for your lessons.

Currently Scheduled Classes

November

Nov. Tues. 2
& Sat. 13
10:00am-
12:30pm
Skill Level: 1
Class Fee: \$20

Stitcher's Garden Club with Annette Luther & Teresa Packer
The 2010 sessions of Stitcher's Garden will finish in February. If you are interested in taking Stitcher's Garden in 2011 it will start in November 13th this year. Please let us know ASAP. We may be offering only one setting per month.

Nov. Wed. 3
10:00am-Noon
Skill Level: 1
Class Fee: \$30

4D/5D Elements Block of the Month with Annette Luther
Join Annette every month to create a beautiful embroidered quilt block from Pfaff's Elements collection. Just bring your laptop with your 4D or 5D loaded. Annette has started the blocks in 4D and will change over to 5D once everyone has their software.



Wed. Nov. 3
6:30pm-9:00pm
Skill Level: 0
Class Fee: \$25

Beginning Adult Sewing with Janet Raderer
Learn how to lay out your fabric and pattern, cut your project, read a pattern, and construct the monthly project. This class is designed for beginners who want to become comfortable with reading patterns and learning basic sewing skills. This month make a cupcake potholder.



Nov. Thurs. 4
6:00pm-9:00pm
Skill Level: 1
Class Fee: \$30

Quick and Easy Holiday Gifts with Janet Raderer
Join Janet for a great time of lecture/demo on lots of holiday gifts you can make quickly and easily. You will also choose one and make it in this class. Don't miss out on your answer to holiday gift giving.

Nov. Sat. 6 &
Dec. Sat. 4
Noon-3:00pm
Skill Level: 2
Class Fee: \$50

When Dreams Flower by Jenny Haskins with Gina Hodges
Jenny's new quilt will be taught on a smaller scale with this gorgeous table runner. Learn the faux knitting techniques to create your unique background and use Lottie's Poppies to make the project come alive. Please sign up early to allow time for your needed supplies to arrive.



Nov. Mon. 8
10:00am-
1:00pm
Skill Level: 1-2
Class Fee: \$20

Tag-a-Long Christmas Tote with Loretta McCafferty
This pint-sized tote can accompany you on any light adventure or spruce it up and take it to your fancy holiday parties. Lots of opportunities for fun fabric play.

Nov. Mon. 8
6:00pm-9:00pm
Skill Level: 2
Class Fee: \$30

American Girl Winter Wrap with Janet Raderer
Create a beautiful winter wrap for your favorite 18 inch doll. Janet knows lots of beautiful techniques to help you design the perfect wrap to go with lots of outfits or make one to match a specific outfit. Loads of fun is sure to be had by all.

Nov. Tues. 9
1:00pm-4:00pm
Skill Level: 1
Class Fee: \$25

Granny's Club at South with Debbie Boggs
Join Debbie to create something Granny's can use or give away. Learn to combine complimentary fabrics, buttons, embellishments, and more to design your own originals. Granny's Club will focus on great designs, garments and gifts for little ones. New projects every month that Grannies can use or give to others. This month make a beautiful 18" doll dress.

Nov. Wed. 10
6:00pm-8:00pm
Skill Level: 1
Class Fee: \$25

Serged Martha Pullen Baby Gown and Bonnet with Debbie Boggs

Debbie is just back from Martha Pullen school with a beautiful soft and cuddly knit ensemble designed just for BabyLock sergers. You won't believe how quickly you can create this set. Fabric kit will be available.



Nov. Thurs. 11
1:30pm-4:00pm
Skill Level: 1
Class Fee: \$20

Serger PJ Pants with Barbara Steinbock

If you want a fast and fun gift idea this is the class for you. The more you make the faster you will get. One seam pant makes the whole process that much faster. Learn to insert serger elastic the professional way. Never worry about elastic rolling and turning again.



Nov. Thurs. 11
6:00pm-9:00pm
Skill Level: 0
Class Fee: \$35

Computer to Machine with Debbie Boggs

This class will give you the confidence you need to begin mastering the essentials of computer knowledge as it pertains to your embroidery machine. Distinguish between a left and a right click, learn how to create folders on your hard drive, download designs, and gain all the confidence you need to make your embroidery more enjoyable. Class fee includes your take-home workbook.

Nov. Sat. 13
12:30-2:00pm
Skill Level: 1
Class Fee: \$25
Monthly kits
\$30 for months
with 2 blocks

Stitcher's Garden for 2011, Block 1

Join us every month for a whole year to create a gorgeous appliqué quilt that will allow you to use all those wonderful decorative stitches on your mega sewing machine. All brands are welcome. A \$45 dollar one-time registration fee includes your background fabric. The monthly \$25 will include your block pattern and fabric kit with take-home instructions. On months with 2 blocks the kit fee will be \$30. You will love working with other creative sewers. We will be doing the original cool colors for the quilt this year. Join any time but call ahead to register and to reserve your kit.



Nov. Sat. 13
2:30pm-5:00pm
Skill Level: 0
Class Fee: \$35

Long-Arm Education Class with Teresa Packer

Join us for 2-1/2 jam-packed hours of long-arm education on our new BabyLock Crown Jewel. This will take you from winding a bobbin to loading a quilt and several hands-on techniques. This class is now a requirement for all new quilters wishing to rent time on our Crown Jewel. Come and see what all the fuss is about! Do you have a difficult time finding pre-quilted fabric to make projects from? The Crown Jewel is the answer. Class is limited to 5.

Nov. Mon. 15
10:00am-Noon
Skill Level: 1
Class Fee: \$25

Texture Magic Tote with Debbie Boggs

If you have been wondering how the Texture Magic product works, this is a great class for you. Debbie will give you great tips on working with this fabulous product and how you can create wonderfully exciting pieces. This class will feature Texture Magic on a tote.



Nov. Mon. 15
1:00pm-4:00pm
Skill Level: 1
Class Fee: \$25



Fashion Sit & Sew with Barbara Steinbock

Come on over and sew. Barbara is here to help with anything you may need. Hems, zippers, fitting, special techniques; nothing is too complicated. Just ask. If you have missed one of Barbara's

classes and want to get instruction on that project use this time to complete the project. Please call in advance to reserve your spot.

Nov. Tues. 16
10:00am-Noon
Skill Level: 0
Class Fee: \$25

Embroidery Club with Debbie Boggs
Bring your machine and all your “Stuff” and have a great time learning the ins and outs of machine embroidery. Every month Debbie will feature a project which teaches you about stabilizers, needles, and special techniques to make you a pro at machine embroidery. This month create beautiful 3D Organza Poinsettias from the Giff’s Galore Collection to adorn just about anything you desire.

Nov. Tues. 16
1:00pm-4:00pm
Skill Level: 1
Class Fee:

Origami Fat-quarter Jacket with Serger Crochet with Sandy Davis
Meet our licensed Sulky educator and create this fabulous Origami fat-quarter jacket. Learn how to create serger crochet. The fun is in the fabrics you choose. Let your style shine through. Create them for yourself and as gifts for others. You will love the pattern. Lots of



samples are at the Taylorsville Road store.

Nov. Tues. 16 &
17
6:00pm-8:00pm
Skill Level: 1-3
Class Fee: \$45



Santa Tree Skirt with Janice Bednarczyk
Join Janice as she teaches simple piecing, appliqué, and quilting while creating a festive Santa Tree Skirt. She how quickly and simply you can create them over and over for gifts.

Nov. Wed. 17
10:00am-Noon
Skill Level: 0
Class Fee: \$20

Pfaff 5D Suite Basics with Annette Luther
Bring your lap top with you 5Dsoftware loaded and begin learning the basics of this extensive program. Annette will explore the new elements in 5D and explain the differences between 4D and 5D. You will be amazed at all the great improvements.



Nov. Wed. 17
1:00pm-3:00pm
Skill Level: 2-3
Class Fee: \$25

Pfaff Grand Dream Hoop Adventure with Annette Luther
Join Annette for an adventure with the grand Dream Hoop. Learn how to maneuver designs, set up embroidery for the Grand Dream Hoop, embroider and align the large designs to fill the hoop. *Please be sure to order your hoop if you do not own one.*

Nov. Thurs. 18
1:30pm-4:00pm
&6:30pm-
9:00pm
Skill Level:
Class Fee: \$20

Serger Club with Barbara Steinbock
No matter what brand you may have, Barbara will show you new tricks and techniques every month that will make you a serger pro. Specialty threads are always explored since our sergers can use so many weights and types of thread. This month you will make a Christmas stocking using decorative serger techniques.



Nov. Sat. 20
10:00am-Noon
Skill Level: 0
Class Fee: \$30
Per class or \$75
for 3 classes

Youth Sewing Club with Janet Raderer & Janice Longmeyer
Join other young sewers every month to learn about sewing machines, sewing tools, pattern reading, threads, and techniques to create a new project. This month you will create a reversible Christmas stocking. Come by the

Taylorville Road store and see all the samples.

Nov. Sat. 20
10:00am-Noon
Skill Level: 0
Class Fee: \$30
Per class or \$75
for 3 classes

Youth Sewing Club at South with Debbie Boggs

Join other young sewers every month to learn about sewing machines, sewing tools, pattern reading, threads, and techniques to create a new project. This month you will create a reversible Christmas stocking. Come by the Taylorville Road store and see all the samples.

Nov. Sat. 20
1:00pm-3:00pm
Skill Level: 1
Class Fee: \$20

Embroidery 4 X 4 with Debbie Boggs


Bring your 4 X 4 hoop and embroidery machine and make two great bags; one with a monogram and one with decorative stitches. Lots of great projects are possible in this small hoop. Let Debbie show you how.

Nov. Mon. 22
10:00am-
12:00pm
Skill Level: 0
Class Fee: \$20
For 4-thread
\$25 for 8-thread

BabyLock Sergers 101 with Barbara Steinbock

If you are totally uncertain how to use your BabyLock serger or just don't feel comfortable enough yet to attend Serger Club, then this is the class for you. Barbara will walk you through the operation of your serger step by step until you feel comfortable threading and recognizing the features of your machine.

CLOSED NOV. 25TH & 26TH



Beginning Adult Sewing at South with Debbie Boggs

Learn how to lay out your fabric and pattern, cut your project, read a pattern, and construct the monthly project. This class is designed for beginners who want to become comfortable with reading patterns and learning basic sewing skills.

Nov. Tues. 30
10:00am-2:30
Skill Level: 0-1
Class Fee: \$25

Embroidery Club at South with Debbie Boggs

Bring your machine and all you "Stuff" and have a great time learning the ins and out of machine embroidery. Every month Debbie will feature a project which teaches you about stabilizers, threads, hooping and much more.

Nov. Tues. 30
6:30pm-8:30pm
Skill Level: 0-1
Class Fee: \$20

DECEMBER

Dec. Wed. 1
2:00pm-4:30pm
Skill Level: 2
Class Fee: \$30

Flat Lock Flannel Baby Bonnet with Sandy Davis

Second in this series, learn to make a great gift for the new baby and perfect your flat lock serger techniques at the same time. Join Sandy, a Martha Pullen licensed teacher and get Martha's special tips for baby creations.

Dec. Sat. 4
Noon-3:00pm
Skill Level: 2-3
Class Fee: \$50
For Nov. & Dec.

When Dreams Flower by Jenny Haskins with Gina Hodges

Jenny's new quilt will be taught on a smaller scale with this gorgeous table runner. Learn the faux knitting techniques to create your unique background and use Lottie's Poppies to make the project come alive. Please sign up early to allow time for your needed supplies to arrive.



Dec. Tues. 7 &
Sat. 11
10:00am-
12:30pm
Skill Level: 1-2

Stitcher's Garden Club with Annette Luther & Teresa Packer

The 2010 sessions of Stitcher's Garden will finish in February. Embroidered in the hoop blocks will be explored this month. January will be our last meeting for Stitcher's Garden 2010. We will be doing the ric rac block and ribbon couching block to finish up. Thanks to everyone who has stayed with us.

Class Fee: \$20 all year. This has been a wonderful educational experience.

Dec. Tues.7
1:00pm-4:00pm
Skill Level: 2
Class Fee: \$35

Lacy, Tailored, Serger Baby Booties with Sandy Davis
Lots of pink batiste, lace, and ooh-la-la in these booties. Sandy has hit the nail on the head again with this gorgeous project. You will learn to maneuver tiny projects on your serger.

Dec. Tues. 7
6:00pm-9:00pm
Skill Level: 0
Class Fee: \$25

Fashion Sit & Sew with Barbara Steinbock
Come on over and sew. Barbara is here to help with anything you may need. Hems, zippers, fitting, special techniques; nothing is too complicated. Just ask. If you have missed one of Barbara's classes and want to get instruction on that project use this time to complete the project. Please call in advance to reserve your spot.



Dec. Wed. 8
10:00am-Noon
Skill Level: 1
Class Fee: \$30

4D/5D Elements Block of the Month with Annette Luther
Join Annette every month to create a beautiful embroidered quilt block from Pfaff's Elements collection. Just bring your laptop with your 4D or 5D loaded. Annette has started the blocks in 4D and will change over to 5D once everyone has their software.



Dec. Sat. 11
12:30pm-
2:30pm
Skill Level:2
ClassFee: \$25

Stitcher's Garden for 2011, Month 2



Join us every month for a whole year to create a gorgeous appliqué quilt that will allow you to use all those wonderful decorative stitches on your mega sewing machine. All brands are welcome. A \$45 dollar one-time registration fee includes your background fabric. The monthly \$25 will include your block pattern and fabric kit with take-home instructions. On months with 2 blocks the kit fee will be \$30. You will love working with other creative sewers. We will be doing the original cool colors for the quilt this year. Join any time but call ahead to register and to reserve your kit.

Dec. Sat. 11
2:30pm-5:00pm
Skill Level: 0
Class Fee: \$35

Long-Arm Education Class with Teresa Packer

Join us for 2-1/2 jam-packed hours of long-arm education on our new Baby-Lock Crown Jewel. This will take you from winding a bobbin to loading a quilt and several hands-on techniques. This class is now a requirement for all new quilters wishing to rent time on our Crown Jewel. Come and see what all the fuss is about! Do you have a difficult time finding pre-quilted fabric to make projects from? The Crown Jewel is the answer. Class is limited to 5.

Dec. Tues. 14
1:00pm-4:00pm
Skill Level: 2
Class Fee: \$35

Precious Baby Girl's Serger Bib with Sandy Davis

Third in this series is a wonderful serger baby bib. Before you know it, you will be able to create an entire ensemble for baby on your serger.

Dec. Wed. 15
10:00am-Noon
Skill Level: 1
Class Fee: \$15

Creative Vision Education with Annette Luther

Join Annette and an ever-changing group of Pfaff Creative Vision owners to explore the wonders of your fabulous machine. You won't believe what you can create with the extensive software built into your machine. Learn the features and intricate nuances of your machine. Use it to its full potential.

AUSTIN'S TAYLORSVILLE ROAD***** CLOSED DEC. 23-27

AUSTIN'S PRESTON PLAZA ***** CLOSED DEC. 23-28

Merry Christmas to All

Skill Levels

0-New Sewer-No previous experience necessary.

1-Beginner-You must be familiar with the sewing machine you will be using for class and understand how to sew measured seams.

2-Intermediate- Beginner skills and you must have a working knowledge of sewing patterns, experience with creating sewn projects and have a basic knowledge of sewing terms.

3-Experienced-You are an experienced seamstress with an extensive knowledge of sewing patterns. You are taking classes to learn new techniques or acquire new ideas for your future projects. Please check the class skill requirements listed for each class. If in doubt, call.

CLASS REGISTRATION POLICY

Classes must be paid in full when you register. Credit card payments may be made over the phone. Class fees are NONREFUNDABLE unless you withdraw 1 week prior to a regularly scheduled class and 2 weeks prior to a guest workshop class. At that time you will be issued an in-store credit.

If the minimum attendance is not met for a class you will be notified of the cancellation 48 hours before class time and all fees will be refunded. In the case of bad weather or illness, please let us know you are unable to attend and we will make arrangements suitable to both parties.

Austin's Sewing Center

Save 25%

Books, Magazines, Embroidery Designs, Threads, Accessories

Coupon good Nov. 11-16 ONLY

Platinum Card Members enjoy 30% off.

Cannot be combined with any other discount.

One coupon per customer.



PFAFF

Our Teaching Staff

Debbie Boggs, Mindy Cartwright, Sandy Davis, Ellie Fitzgerald, Jane Hewitt, Gina Hodges, Janice Longmeyer, Annette Luther, Janet Raderer, Barbara Steinbock, Janice Bednarczyk, Leila Baxter, Loretta McCafferty, Bobby R. McDaniel, Ed Packer, and Teresa Packer

<http://www.austinssewingcenter.com>

Austin's Sewing Center Central

2239 Taylorsville Road

Louisville, KY 40205

502-451-9999

Store Hours

Mon.-Fri. 10:00am-6:00pm

Sat. 10:00am-3:00pm

Closed Sunday

Austin's Sewing Center South

5406 Antle Drive (Preston Plaza)

Louisville, KY 40229

502-969-0577

Store Hours

Tues.-Fri. 10:00am-6:00pm

Sat. 10:00am-3:00pm

Closed Sunday & Monday

